



**BLIZZARD**

**SKIS  
COLLECTION**

2022 - 2023



**LIVE  
THE  
MOMENT**



## INDEX

### SKIS COLLECTION

#### TECHNOLOGIES

HUSTLE . . . . .	4
ZERO G LT 80 . . . . .	10

#### COLLECTION

RACE WC R.D. / RACE WC FIS /	
RACE HIGH PERFORMANCE . . . . .	18
PISTE HIGH PERFORMANCE . . . . .	24
WOMEN TO WOMEN /	
PISTE COLLECTION . . . . .	28
ALL MOUNTAIN . . . . .	32
FREERIDE . . . . .	36
FREERIDE / BACK COUNTRY . . . . .	40
MY WINTER HOME . . . . .	42
BACK COUNTRY / TOURING . . . . .	45
JUNIOR . . . . .	50
RENTAL . . . . .	54

#### ACCESSORIES

BINDINGS . . . . .	59
ACCESSORIES . . . . .	61
POP . . . . .	62

BLIZZARD IS A DIVISION OF  
 TECNICA GROUP S.P.A. VIA FANTE D'ITALIA 56,  
 31040 GIAVERA DEL MONTELLO (TV) ITALY

BLIZZARD-TECNICA.COM

BLIZZARD  
**HUSTLE  
TECHNOLOGIES**



**HUSTLE**

noun

*/ˈhʌs.əl/*

a) energetic activity, hard work; *I went about the **hustle** of winter life.*

b) effort and energy in playing a sport; *The fans admire them for their **hustle**.*

*A player known more for his **hustle** than his talent.*



**HUSTLE**



# PERFECT BALANCED FLEX

## TRUEBLEND FREE WOODCORE

We have designed a specific Trueblend Free Woodcore for our freeride / back country category skis.

It combines beech and poplar – two wood types that guarantee performance – with paulownia for a lightweight, yet high-performance woodcore.

The result: the right flex to cover for all backcountry requirements in a lighter package.



# ACCESSIBLE PERFORMANCE



The Trueblend Free Woodcore specifically positions three different densities of wood together to form a woodcore that is specifically designed to optimize the flex of the ski and deliver a smooth and balanced feeling.

This blending of the different densities of wood creates three distinct flex zones; a softer flex zone in the tip and tail areas, that facilitates easy turn initiation and release, a medium flex zone in front of and behind the binding, that helps deliver confidence and control and finally a stiffer flex zone in the center, underneath the binding, that guarantees perfect edge grip and stability.

Trueblend woodcores are designed to provide just the right amount what you need, performance, control, and confidence, to do what you want, when you want anywhere on the mountain.

# PLAYFUL PERFORMANCE

# HIGH LEVEL FLOATATION



### CARBON D.R.T.

D.R.T. stands for **Dynamic Release Technology**.

It has proven itself to be the perfect dynamic energy release technology for the freeride/back country category.

### PROGRESSIVE ROCKER PROFILE & SHAPE

The shapes are key in this ski category. The right amount of rocker and camber is what makes this ski special and has it working perfectly in every kind of snow condition.

# MODERN DESIGN

The progressive design uses matt and shiny graphics, coupled with transparent sections to reveal the Woodcore and Carbon D.R.T. elements.



The strength and lightness of carbon fiber ensure:

- lightweight damping
- stability and control

D.R.T. blends carbon fiber with fiberglass to give you better support, more confidence and greater performance without compromising on the fun.



BLIZZARD  
**ZERO G LT  
TECHNOLOGIES**



**CLIMB HIGHER,  
SKIN FARTHER,  
SKI STEEPER**



**ZERO G**

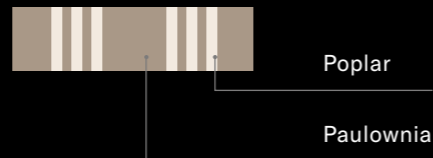

# PERFECT BALANCED FLEX

## TRUEBLEND TOUR WOODCORE

The Trueblend Tour Woodcore has a specific design with two different density areas: the stronger center, which guarantees maximum support, edge grip and stability underfoot; a softer tip to tackle all snow conditions with the same level of performance; and a supportive tail for higher confidence downhill.



We use a specific blend of woods to deliver perfect flex for light touring requirements. Paulownia offers an unbeatable strength-to-weight ratio, while poplar gives high energy performance without sacrificing durability.



# ACCESSIBLE PERFORMANCE



STANDARD WOODCORE

ALL MOUNTAIN

PISTE

FREE

TOUR



2020

2021

2022

# DOWNHILL EFFICIENCY



### CARBON DRIVE L.T.

The unidirectional carbon fiber chassis offers perfect torsional strength and forgiving flex for downhill performance.

The result: a ski that is not too stiff or strong, but reliable in all touring conditions.

### CARBON REINFORCEMENTS

The binding mounting points are reinforced with edge-to-edge carbon fiber inserts. This provides unprecedented support and edge grip for maximum stability and confidence, and generates optimal power transmission, while also improving binding retention and safety.



# TECHNICAL FEATURES

### EARLY RISE TIP

For additional versatility in mixed snow conditions.



### FLAT TAIL

For safety in chutes and maximum stability but that is reliable in all of the different touring conditions.



### VERSATILITY

Zero G LT 80 is a ski ready to face different kinds of snow and slope conditions.

### VERSATILE SIDECUT

Radius for maximum ease and no hooking.

### WAIST WIDTH

Modern Light Touring: 80 mm

### WEIGHT

**980g**

Zero G LT 80 (171)

- New hybrid paulonia Trueblend Woodcore

- 150g lighter than the Zero G 085



BLIZZARD

# COLLECTION



# RACE WC R.D./RACE WC FIS/ RACE HIGH PERFORMANCE



## RACE WC R.D.



### FIREBIRD DH R.D.

(FLAT + PLATE)  
COD: 8A0002 00 001

**Lengths (cm) / Radius (m):** 212/>50,  
218/>50 m

**Sidecut:** R&D

**Plate:** Piston Plate

**Sug. binding:** RACE XCOMP 24

**Construction:** Sandwich Compound  
Sidewall (R.D.), Race Dept.  
Construction

**Rocker:** Full Camber

**Factory base bevel:** 0.9°

**Factory side bevel:** 87.7°

**Weight (flat):** 2620 g (size 212)



### FIREBIRD SG R.D.

(FLAT + PLATE)  
COD: 8A0004 00 001

**Lengths (cm) / Radius (m):** 185/>30,  
195/>33, 202/>33, 205/>40,  
212/>45

**Sidecut:** R&D

**Plate:** Piston Plate

**Sug. binding:** RACE XCOMP 24

**Construction:** Sandwich Compound  
Sidewall (R.D.), Race Dept.  
Construction

**Rocker:** Full Camber

**Factory base bevel:** 0.9°

**Factory side bevel:** 87.7°

**Weight (flat):** 2270 g (size 202)



### FIREBIRD GS R.D.

(FLAT + PLATE)  
COD: 8A1006 00 001

**Lengths (cm) / Radius (m):** 188/>30,  
193/>30

**Sidecut:** R&D

**Plate:** Piston Plate

**Sug. binding:** RACE XCOMP 18

**Construction:** Sandwich Compound  
Sidewall (R.D.), Race Dept.  
Construction

**Rocker:** Full Camber

**Factory base bevel:** 0.9°

**Factory side bevel:** 87.7°

**Weight (flat):** 2170 g (size 193)



### FIREBIRD SL R.D.

(FLAT + PLATE)  
COD: 8A0008 00 001

**Lengths (cm) / Radius (m):** 156/>13,  
165/>13

**Sidecut:** R&D

**Plate:** Piston Plate 14 mm

**Sug. binding:** RACE XCOMP 18

**Construction:** Sandwich Compound  
Sidewall (R.D.), Race Dept.  
Construction

**Rocker:** Full Camber

**Factory base bevel:** 0.9°

**Factory side bevel:** 87.7°

**Weight (flat):** 1840 g (size 165)



# RACE

## WC FIS



NEW

### FIREBIRD GS FIS

(FLAT + PLATE)  
COD: 8A2210 00 001

**Lengths (cm) / Radius (m):** 183/>23, 188/>25

**Sidecut:** 103-65-86 mm (183)

**Plate:** Piston Plate

**Sug. binding:** RACE XCOMP 18

**Construction:** Sandwich Compound Sidewall (FIS), FIS Racing Construction

**Rocker:** Full Camber

**Core + Key materials:** Poplar - Beech

**Factory base bevel:** 0.9°

**Factory side bevel:** 87.7°

**Weight (flat):** 2060 g (size 188)



NEW

### FIREBIRD GS RACING

(FLAT + PLATE)  
COD: 8A2212 00 001

**Lengths (cm) / Radius (m):** 178/>21, 183/>23, 188/>25

**Sidecut:** 103-65-86 mm (183)

**Plate:** Piston Plate

**Sug. binding:** RACE XCOMP 16

**Construction:** Sandwich Compound Sidewall (Ti), Racing Construction

**Rocker:** Full Camber

**Core + Key materials:** Poplar - Beech

**Factory base bevel:** 0.9°

**Factory side bevel:** 87.7°

**Weight (flat):** 1910 g (size 188)



### FIREBIRD GS JR-RACING

(FLAT + PLATE)  
COD: 8A0014 00 001

**Lengths (cm) / Radius (m):** 136/>14, 143/>14, 150/>14, 157/>17, 164/>17, 171/>17

**Sidecut:** 104.5-65.5-86 mm (150)

**Plate:** Junior Race Plate S

(136 - 150), L (157 - 171)

**Sug. binding:** RACE 10 TCX

**Construction:** Sandwich Compound Sidewall (Ti), Racing Construction

**Rocker:** Full Camber

**Core + Key materials:** Poplar - Beech

**Factory base bevel:** 0.9°

**Factory side bevel:** 87.7°

**Weight (flat):** 1240 g (size 150)



### FIREBIRD SL FIS

(FLAT + PLATE)  
COD: 8A0011 00 001

**Lengths (cm) / Radius (m):** 156/>13, 165/>13

**Sidecut:** 116.5-65-101.5 mm (165)

**Plate:** Piston Plate

**Sug. binding:** RACE XCOMP 18

**Construction:** Sandwich Compound Sidewall (FIS), FIS Racing Construction

**Rocker:** Full Camber

**Core + Key materials:** Poplar - Beech

**Factory base bevel:** 0.9°

**Factory side bevel:** 87.7°

**Weight (flat):** 1840 g (size 165)



### FIREBIRD SL RACING

(FLAT + PLATE)  
COD: 8A1013 00 001

**Lengths (cm) / Radius (m):** 149/>12

**Sidecut:** 112.5-65-97.5 mm (150)

**Plate:** Piston Plate

**Sug. binding:** RACE XCOMP 16

**Construction:** Sandwich Compound Sidewall (Ti), Racing Construction

**Rocker:** Full Camber

**Core + Key materials:** Poplar - Beech

**Factory base bevel:** 0.9°

**Factory side bevel:** 87.7°

**Weight (flat):** 1270 g (size 149)



### FIREBIRD SL JR-RACING

(FLAT + PLATE)  
COD: 8A1015 00 001

**Lengths (cm) / Radius (m):** 121/>9, 128/>9, 135/>10, 142/>10, 149/>12

**Sidecut:** 109-64-94 mm (136)

**Plate:** Junior Race Plate S

(121 - 135), L (142 - 149)

**Sug. binding:** RACE 10 TCX

**Construction:** Sandwich Compound Sidewall (Ti), Racing Construction

**Rocker:** Full Camber

**Core + Key materials:** Poplar - Beech

**Factory base bevel:** 0.9°

**Factory side bevel:** 87.7°

**Weight (flat):** 1070 g (size 135)

## RACE HIGH PERFORMANCE



NEW

### FIREBIRD WRC WC-PISTON

(FLAT + PLATE)

Cod: 8A2220 00 001

**Lengths (cm) / Radius (m):** 170/16.5,  
175/ 17.5, 180/18.5, 185/19.5**Sidecut:** 115.5-68-98.5 mm (180)**Plate:** Piston Plate**Sug. binding:** RACE XCOMP 16**Construction:** Sandwich Compound  
Sidewall (Ti), Racing Construction  
C-Armor + C-Spine Core**Rocker:** Full Camber**Core + Key materials:** C-Spine,  
Ash-Poplar-Carbon**Factory base bevel:** 0.9°**Factory side bevel:** 87.7°**Weight (flat):** 1900 g (size 180)

NEW

### FIREBIRD HRC WC-PISTON

(FLAT + PLATE)

COD: 8A2221 00 001

**Lengths (cm) / Radius (m):** 158/13,  
166/ 14.5, 174/15, 182/17**Sidecut:** 126-76-107 mm (174)**Plate:** Piston Plate**Sug. binding:** RACE XCOMP 16**Construction:** Sandwich Compound  
Sidewall (Ti), Racing Construction  
C-Armor + C-Spine Core**Rocker:** Full Camber**Core + Key materials:** C-Spine,  
Ash-Poplar-Carbon**Factory base bevel:** 0.9°**Factory side bevel:** 87.7°**Weight (flat):** 1900 g (size 174)

NEW

### FIREBIRD SRC WC-PISTON

(FLAT + PLATE)

COD: 8A2222 00 001

**Lengths (cm) / Radius (m):** 155/11,  
160/12, 165/12.5, 170/13.5**Sidecut:** 121-68-105 mm (165)**Plate:** Piston Plate**Sug. binding:** RACE XCOMP 16**Construction:** Sandwich Compound  
Sidewall (Ti), Racing Construction  
C-Armor + C-Spine Core**Rocker:** Full Camber**Core + Key materials:** C-Spine,  
Ash-Poplar-Carbon**Factory base bevel:** 0.9°**Factory side bevel:** 87.7°**Weight (flat):** 1700 g (size 165)

NEW

### FIREBIRD WRC + XCELL14 DEMO

COD: 8A2223 FB 001

**Lengths (cm) / Radius (m):** 170/16.5,  
175/17.5, 180/18.5, 185/19.5**Sidecut:** 115.5-68-98.5 mm (180)**Plate:** FDT Race Plate PRO**Binding:** XCELL14 DEMO**DIN:** 4-14**Construction:** Sandwich Compound  
Sidewall (Ti), Racing Construction  
C-Armor + C-Spine Core**Rocker:** Full Camber**Core + Key materials:** C-Spine,  
Ash-Poplar-Carbon**Factory base bevel:** 0.9°**Factory side bevel:** 87.7°**Weight (flat):** 1900 g (size 180)

NEW

### FIREBIRD HRC + XCELL14 DEMO

COD: 8A2224 FB 001

**Lengths (cm) / Radius (m):** 158/13,  
166/14.5, 174/15, 182/17**Sidecut:** 126-76-107 mm (174)**Plate:** FDT Race Plate PRO**Binding:** XCELL14 DEMO**DIN:** 4-14**Construction:** Sandwich Compound  
Sidewall (Ti), Racing Construction  
C-Armor + C-Spine Core**Rocker:** Full Camber**Core + Key materials:** C-Spine,  
Ash-Poplar-Carbon**Factory base bevel:** 0.9°**Factory side bevel:** 87.7°**Weight (flat):** 1900 g (size 174)

NEW

### FIREBIRD SRC + XCELL14 DEMO

COD: 8A2225 FB 001

**Lengths (cm) / Radius (m):** 155/11,  
160/12, 165/12.5, 170/13.5**Sidecut:** 121-68-105 mm (165)**Plate:** FDT Race Plate PRO**Binding:** XCELL14 DEMO**DIN:** 4-14**Construction:** Sandwich Compound  
Sidewall (Ti), Racing Construction  
C-Armor + C-Spine Core**Rocker:** Full Camber**Core + Key materials:** C-Spine,  
Ash-Poplar-Carbon**Factory base bevel:** 0.9°**Factory side bevel:** 87.7°**Weight (flat):** 1700 g (size 165)

NEW

### FIREBIRD RTI + TPX12 DEMO

COD: 8A2226 AG 001

**Lengths (cm) / Radius (m):** 145/11.5,  
150/12, 155/12.5, 160/13.5, 165/14,  
170/14.5, 175/15.5**Sidecut:** 125-76-105 mm (170)**Plate:** FDT Race Plate**Binding:** TPX12 DEMO**DIN:** 4-12**Construction:** Sandwich Compound  
Partial Sidewall (Ti), Racing  
Construction**Rocker:** Full Camber**Core + Key materials:** Poplar - Beech**Factory base bevel:** 0.9°**Factory side bevel:** 87.7°**Weight (flat):** 1670 g (size 170)



# PISTE HIGH PERFORMANCE



## PISTE HIGH PERFORMANCE



**BLIZZARD THUNDERBIRD  
R15 LTD. +  
XCELL12 DEMO**

COD: 8A1031 EC 001

**Lengths (cm) / Radius (m):** 155/11.5,  
160/12.5, 165/13.5, 170/14.5, 175/15,  
180/16

**Sidecut:** 121-70-102 mm (175)

**Plate:** FDT Race Plate PRO

**Binding:** XCELL12 DEMO

**DIN:** 4-12

**Construction:** Sandwich Compound  
Sidewall (2Ti), Trueblend Piste,  
Active Carbon Armor, Duramax  
Construction

**Rocker:** Full Camber

**Core + Key materials:** Trueblend  
Piste, Poplar - Beech

**Factory base bevel:** 0.9°

**Factory side bevel:** 87.7°

**Weight (flat):** 1870 g (size 175)

**BLIZZARD THUNDERBIRD  
R15 WIDE BODY LTD. +  
XCELL12 DEMO**

COD: 8A1032 EC 001

**Lengths (cm) / Radius (m):** 158/13,  
166/14.5, 174/15, 182/17

**Sidecut:** 126-76-107 mm (174)

**Plate:** FDT Race Plate PRO

**Binding:** XCELL12 DEMO

**DIN:** 4-12

**Construction:** Sandwich Compound  
Sidewall (2Ti), Trueblend Piste,  
Active Carbon Armor, Duramax  
Construction

**Rocker:** Full Camber

**Core + Key materials:** Trueblend  
Piste, Poplar - Beech

**Factory base bevel:** 0.9°

**Factory side bevel:** 87.7°

**Weight (flat):** 1900 g (size 174)

**BLIZZARD THUNDERBIRD  
R13 LTD. +  
XCELL12 DEMO**

COD: 8A1033 ED 001

**Lengths (cm) / Radius (m):** 155/11,  
160/12, 165/13, 170/13.5

**Sidecut:** 121-68-105 mm (165)

**Plate:** FDT Race Plate PRO

**Binding:** XCELL12 DEMO

**DIN:** 4-12

**Construction:** Sandwich Compound  
Sidewall (2Ti), Trueblend Piste,  
Active Carbon Armor, Duramax  
Construction

**Rocker:** Full Camber

**Core + Key materials:** Trueblend  
Piste, Poplar - Beech

**Factory base bevel:** 0.9°

**Factory side bevel:** 87.7°

**Weight (flat):** 1700 g (size 165)



# PISTE

## HIGH PERFORMANCE



**BLIZZARD THUNDERBIRD R18 + TPX12 DEMO**

COD: 8A1030 AG 001

**Lengths (cm) / Radius (m):** 170/17, 175/18, 180/18.5, 185/19.5

**Sidecut:** 115.5-70-98 mm (175)

**Plate:** FDT Race Plate

**Binding:** TPX12 DEMO

**DIN:** 4-12

**Construction:** Sandwich Compound Sidewall (2Ti), Trueblend Piste, Active Carbon Armor, Duramax Construction

**Rocker:** Full Camber

**Core + Key materials:** Trueblend Piste, Poplar - Beech

**Factory base bevel:** 0.9°

**Factory side bevel:** 87.7°

**Weight (flat):** 1800 g (size 175)



**BLIZZARD THUNDERBIRD R15 + TPX12 DEMO**

COD: 8A1034 AH 001

**Lengths (cm) / Radius (m):** 155/11.5, 160/12.5, 165/13.5, 170/14.5, 175/15, 180/16

**Sidecut:** 121-70-102 mm (175)

**Plate:** FDT Race Plate

**Binding:** TPX12 DEMO

**DIN:** 4-12

**Construction:** Sandwich Compound Sidewall (2Ti), Trueblend Piste, Active Carbon Armor, Duramax Construction

**Rocker:** Full Camber

**Core + Key materials:** Trueblend Piste, Poplar - Beech

**Factory base bevel:** 0.9°

**Factory side bevel:** 87.7°

**Weight (flat):** 1870 g (size 175)



**BLIZZARD THUNDERBIRD R15 WIDE BODY + TPX12 DEMO**

COD: 8A1035 AI 001

**Lengths (cm) / Radius (m):** 158/13, 166/14.5, 174/15, 182/17

**Sidecut:** 126-76-107 mm (174)

**Plate:** FDT Race Plate

**Binding:** TPX12 DEMO

**DIN:** 4-12

**Construction:** Sandwich Compound Sidewall (2Ti), Trueblend Piste, Active Carbon Armor, Duramax Construction

**Rocker:** Full Camber

**Core + Key materials:** Trueblend Piste, Poplar - Beech

**Factory base bevel:** 0.9°

**Factory side bevel:** 87.7°

**Weight (flat):** 1900 g (size 174)



**BLIZZARD THUNDERBIRD R13 + TPX12 DEMO**

COD: 8A1036 AL 001

**Lengths (cm) / Radius (m):** 155/11, 160/12, 165/13, 170/13.5

**Sidecut:** 121-68-105 mm (165)

**Plate:** FDT Race Plate

**Binding:** TPX12 DEMO

**DIN:** 4-12

**Construction:** Sandwich Compound Sidewall (2Ti), Trueblend Piste, Active Carbon Armor, Duramax Construction

**Rocker:** Full Camber

**Core + Key materials:** Trueblend Piste, Poplar - Beech

**Factory base bevel:** 0.9°

**Factory side bevel:** 87.7°

**Weight (flat):** 1700 g (size 165)





# WOMEN TO WOMEN / PISTE COLLECTION



## PISTE COLLECTION WOMEN TO WOMEN



### PHOENIX R14 PRO + TPX12 DEMO W

COD: 8A1045 AM 001

**Lengths (cm) / Radius (m):** 155/11.5,  
160/12.5, 165/14, 170/14.5, 175/15

**Sidecut:** 121-70-102 mm (165)

**Plate:** FDT Race Plate

**Binding:** TPX12 DEMO W

**DIN:** 4-12

**Construction:** Sandwich Compound  
Sidewall (2Ti), Trueblend Piste,  
Active Carbon Armor, Duramax  
Construction

**Rocker:** Full Camber

**Core + Key materials:** Trueblend  
Piste, Poplar - Beech

**Factory base bevel:** 0.9°

**Factory side bevel:** 87.7°

**Weight (flat):** 1870 g (size 175)

### PHOENIX R13 Ti + TPX12 DEMO W

COD: 8A2246 AP 001

**Lengths (cm) / Radius (m):** 144/10,  
150/11, 156/12, 162/13, 168/14

**Sidecut:** 119-72-101 mm (162)

**Plate:** FDT Short High Performance

**Binding:** TPX12 DEMO W

**DIN:** 4-12

**Construction:** Sandwich Compound  
Partial Sidewall (Ti), Trueblend  
Piste, Light Construction

**Rocker:** 3mm Rocker

**Core + Key materials:** Trueblend  
Piste, Poplar - Beech

**Factory base bevel:** 0.9°

**Factory side bevel:** 87.7°

**Weight (flat):** 1450 g (size 162)

### PHOENIX R13 Ca + TPC11 DEMO W

COD: 8A2247 BE 001

**Lengths (cm) / Radius (m):** 144/10,  
150/11, 156/12, 162/13, 168/14

**Sidecut:** 119-72-101 mm (162)

**Plate:** FDT Free Short

**Binding:** TPC11 DEMO W

**DIN:** 3-11

**Construction:** Sandwich Compound  
Partial Sidewall (Ca), Trueblend  
Piste, Light Construction

**Rocker:** 3mm Rocker

**Core + Key materials:** Trueblend  
Piste, Poplar - Beech

**Factory base bevel:** 0.9°

**Factory side bevel:** 87.7°

**Weight (flat):** 1460 g (size 162)



# PISTE COLLECTION WOMEN TO WOMEN



NEW



**PHOENIX R13 Ca  
WIDE BODY + TPC11 DEMO W**  
COD: 8A2249 BE 001

**Lengths (cm) / Radius (m):** 145/11, 150/11.5, 155/12, 160/12.5, 165/13, 170/14

**Sidecut:** 125-76-105 mm (165)

**Plate:** FDT Free Short

**Binding:** TPC11 DEMO W

**DIN:** 3-11

**Construction:** Sandwich Compound Partial Sidewall (Ca), Trueblend Piste, Light Construction

**Rocker:** 3 mm Rocker

**Core + Key materials:** Trueblend Piste, Poplar - Beech

**Factory base bevel:** 0.9°

**Factory side bevel:** 87.7°

**Weight (flat):** 1500 g (size 165)



NEW

**PHOENIX 7.7 +  
TLT10 DEMO W**  
COD: 8A2311 DF 001

**Lengths (cm) / Radius (m):** 146/11, 153/12, 160/13, 167/14

**Sidecut:** 121-77-103 mm (160)

**Plate:** FDT Free Short

**Binding:** TLT10 DEMO W

**DIN:** 3-10

**Construction:** Composite Partial Sidewall

**Rocker:** 6 mm Rocker

**Core + Key materials:** PU, Wood Insert

**Factory base bevel:** 0.9°

**Factory side bevel:** 87.7°

**Weight (flat):** 1650 g (size 167)



NEW

**PHOENIX 7.2 +  
TLT10 DEMO W**  
COD: 8A2310 DF 001

**Lengths (cm) / Radius (m):** 146/11, 153/12, 160/13, 167/14

**Sidecut:** 119-72-102 mm (160)

**Plate:** FDT Free Short

**Binding:** TLT10 DEMO W

**DIN:** 3-10

**Construction:** Composite Partial Sidewall


**Rocker:** 6 mm Rocker

**Core + Key materials:** PU, Wood Insert

**Factory base bevel:** 0.9°

**Factory side bevel:** 87.7°

**Weight (flat):** 1590 g (size 167)





# ALL MOUNTAIN



# ALL MOUNTAIN



**COCHISE 106**  
(FLAT)

Cod: 8A2250 00 001

**Lengths (cm) / Radius (m):** 177/22.5, 185/24, 192/26

**Sidecut:** 136.5-106-124.5 mm (185)

**Sug. binding:** MARKER JESTER 16 ID - 110

**Construction:** Sandwich Compound Sidewall (Ti), Carbon Flipcore Construction

**Rocker:** Rocker-Camber-Rocker

**Core + Key materials:** Poplar - Beech

**Factory base level:** 1.3°

**Factory side level:** 87.7°

**Weight (flat):** 2320 g (size 185)

**BONAFIDE 97**  
(FLAT)

Cod: 8A2251 00 001

**Lengths (cm) / Radius (m):** 165/15, 171/16, 177/17, 183/18.5, 189/20

**Sidecut:** 136.5-97-118.5 mm (177)

**Sug. binding:** MARKER GRIFFON 13 ID - 110

**Construction:** Sandwich Compound Sidewall (Ti), Trueblend Flipcore Construction

**Rocker:** Rocker-Camber-Rocker

**Core + Key materials:** Trueblend All-Mountain, Poplar - Beech

**Factory base level:** 0.9°

**Factory side level:** 87.7°

**Weight (flat):** 2200 g (size 177)

**BRAHMA 88 + TPX12 DEMO**  
(FLAT)

COD: 8A2253 AH 001

**Lengths (cm) / Radius (m):** 165/14, 171/15, 177/16, 183/17.5, 189/19

**Sidecut:** 128-88-110 mm (177)

**Binding:** TPX12 DEMO

**Din:** 4-12

**Construction:** Sandwich Compound Sidewall (Ti), Trueblend Flipcore Construction

**Rocker:** Rocker-Camber-Rocker

**Core + Key materials:** Trueblend All-Mountain, Poplar - Beech

**Factory base level:** 0.9°

**Factory side level:** 87.7°

**Weight (flat):** 2100 g (size 177)

**BRAHMA 88**  
(FLAT)

COD: 8A2252 00 001

**Lengths (cm) / Radius (m):** 165/14, 171/15, 177/16, 183/17.5, 189/19

**Sidecut:** 128-88-110 mm (177)

**Sug. binding:** MARKER GRIFFON 13 ID - 90

**Construction:** Sandwich Compound Sidewall (Ti), Trueblend Flipcore Construction

**Rocker:** Rocker-Camber-Rocker

**Core + Key materials:** Trueblend All-Mountain, Poplar - Beech

**Factory base level:** 0.9°

**Factory side level:** 87.7°

**Weight (flat):** 2100 g (size 177)

# ALL MOUNTAIN

# ALL MOUNTAIN WOMEN TO WOMEN



**BRAHMA 82**  
(FLAT)  
Cod: 8A2254 00 001

**Lengths (cm) / Radius (m):** 166/13.5, 173/15, 180/16.5, 187/18.5

**Sidecut:** 121-82-105 mm (180)

**Sug. binding:** MARKER GRIFFON 13 ID - 90

**Construction:** Sandwich Compound Sidewall (Ti), Trueblend Flipcore Construction

**Rocker:** Rocker-Camber-Rocker

**Core + Key materials:** Trueblend All-Mountain, Poplar - Beech

**Factory base bevel:** 0.9°

**Factory side bevel:** 87.7°

**Weight (flat):** 1990 g (size 180)

**COCHISE TEAM**  
(FLAT)  
Cod: 8A2255 00 001

**Lengths (cm) / Radius (m):** 140/13.5, 150/15, 160/16.5

**Sidecut:** 125-95-111 mm (150)

**Sug. binding:** MARKER SQUIRE 10 - 100

**Construction:** Sandwich Compound Partial Sidewall, Flipcore Construction

**Rocker:** Rocker-Camber-Rocker

**Core + Key materials:** Poplar - Beech

**Factory base bevel:** 0.9°

**Factory side bevel:** 87.7°

**Weight (flat):** 1305 g (size 150)



**BLACK PEARL 97**  
(FLAT)  
COD: 8A2274 00 001

**Lengths (cm) / Radius (m):** 153/13, 159/14, 165/15, 171/16, 177/17

**Sidecut:** 136.5-97-118.5 mm (165)

**Sug. binding:** MARKER SQUIRE 11 ID - 110

**Construction:** Sandwich Compound Sidewall, W.S.D. Trueblend Flipcore Construction, Wide Titanal

**Rocker:** Rocker-Camber-Rocker

**Core + Key materials:** Trueblend All-Mountain, Poplar - Beech

**Factory base bevel:** 0.9°

**Factory side bevel:** 87.7°

**Weight (flat):** 1900 g (size 165)

**BLACK PEARL 88 + TPX12 DEMO**  
Cod: 8A2275 AH 001

**Lengths (cm) / Radius (m):** 147/11, 153/12, 159/13, 165/14, 171/15, 177/16

**Sidecut:** 128-88-110 mm (165)

**Binding:** TPX12 DEMO

**Din:** 4-12

**Construction:** Sandwich Compound Sidewall, W.S.D. Trueblend Flipcore Construction, Wide Titanal

**Rocker:** Rocker-Camber-Rocker

**Core + Key materials:** Trueblend All-Mountain, Poplar - Beech

**Factory base bevel:** 0.9°

**Factory side bevel:** 87.7°

**Weight (flat):** 1740 g (size 165)

**BLACK PEARL 88**  
(FLAT)  
Cod: 8A2275 00 001

**Lengths (cm) / Radius (m):** 147/11, 153/12, 159/13, 165/14, 171/15, 177/16

**Sidecut:** 128-88-110 mm (165)

**Sug. binding:** MARKER SQUIRE 11 ID - 90

**Construction:** Sandwich Compound Sidewall, W.S.D. Trueblend Flipcore Construction, Wide Titanal

**Rocker:** Rocker-Camber-Rocker

**Core + Key materials:** Trueblend All-Mountain, Poplar - Beech

**Factory base bevel:** 0.9°

**Factory side bevel:** 87.7°

**Weight (flat):** 1740 g (size 165)

**BLACK PEARL 82**  
(FLAT)  
Cod: 8A2277 00 002

**Lengths (cm) / Radius (m):** 145/10.5, 152/11.5, 159/12.5, 166/13.5, 173/15

**Sidecut:** 121-82-105 mm (166)

**Sug. binding:** MARKER SQUIRE 11 ID - 90

**Construction:** Sandwich Compound Sidewall, W.S.D. Trueblend Flipcore Construction, Wide Titanal

**Rocker:** Rocker-Camber-Rocker

**Core + Key materials:** Trueblend All-Mountain, Poplar - Beech

**Factory base bevel:** 0.9°

**Factory side bevel:** 87.7°

**Weight (flat):** 1660 g (size 166)



# FREERIDE



# FREERIDE



**SPUR**  
(FLAT)  
COD: 8A0060 00 001

**Lengths (cm) / Radius (m):** 159/20.5, 169/21.5, 179/24.5, 189/30.5

**Sidecut:** 147-127-136 mm (179)

**Sug. binding:** MARKER GRIFFON 13 ID

**Construction:** Sandwich Compound Partial Sidewall (Ti), Flipcore Construction

**Rocker:** Rocker-Camber-Rocker

**Core + Key materials:** Isocore, Poplar, Beech, Balsa, Pawlonia

**Factory base bevel:** 1.3°

**Factory side bevel:** 87.7°

**Weight (flat):** 2050 g (size 179)



**RUSTLER 11**  
(FLAT)  
COD: 8A2261 00 001

**Lengths (cm) / Radius (m):** 164/16, 172/17.5, 180/19, 188/21, 192/23

**Sidecut:** 142-114-132 mm (188)

**Sug. binding:** MARKER JESTER 16 ID

**Construction:** Sandwich Compound Sidewall, Dynamic Release Technology

**Rocker:** Rocker-Camber-Rocker

**Core + Key materials:** Isocore, Poplar, Beech, Balsa, Pawlonia

**Factory base bevel:** 1.3°

**Factory side bevel:** 87.7°

**Weight (flat):** 2170 g (size 188)



**RUSTLER 10**  
(FLAT)  
COD: 8A2262 00 001

**Lengths (cm) / Radius (m):** 164/14.5, 172/16, 180/17.5, 188/19

**Sidecut:** 133-102-122.5 mm (180)

**Sug. binding:** MARKER GRIFFON 13 ID -110

**Construction:** Sandwich Compound Sidewall, Dynamic Release Technology

**Rocker:** Rocker-Camber-Rocker

**Core + Key materials:** Isocore, Poplar, Beech, Balsa, Pawlonia

**Factory base bevel:** 0.9°

**Factory side bevel:** 87.7°

**Weight (flat):** 2020 g (size 180)



**RUSTLER 9**  
(FLAT)  
COD: 8A2263 00 001

**Lengths (cm) / Radius (m):** 164/14, 172/15.5, 180/17, 188/18.5

**Sidecut:** 127.5-94-117 mm (180)

**Sug. binding:** MARKER GRIFFON 13 ID -110

**Construction:** Sandwich Compound Sidewall, Dynamic Release Technology

**Rocker:** Rocker-Camber-Rocker

**Core + Key materials:** Isocore, Poplar, Beech, Balsa, Pawlonia

**Factory base bevel:** 0.9°

**Factory side bevel:** 87.7°

**Weight (flat):** 1960 g (size 180)



# FREERIDE WOMEN TO WOMEN



NEW

**SHEEVA 11**  
(FLAT)  
COD: 8A2270 00 001  
**Lengths (cm) / Radius (m):** 156/15, 164/16, 172/17.5, 180/19, 188/21  
**Sidecut:** 139-112-129 mm (172)  
**Sug. binding:** MARKER GRIFFON 13 ID  
**Construction:** Sandwich Compound Sidewall , Dynamic Release Technology  
**Rocker:** Rocker-Camber-Rocker  
**Core + Key materials:** Isocore, Poplar, Beech, Balsa, Pawlonia  
**Factory base bevel:** 1.3°  
**Factory side bevel:** 87.7°  
**Weight (flat):** 1880 g (size 172)



NEW

**SHEEVA 10**  
(FLAT)  
COD: 8A2271 00 001  
**Lengths (cm) / Radius (m):** 156/13, 164/14.5, 172/16, 180/17.5  
**Sidecut:** 131.5-102-121.5 mm (164)  
**Sug. binding:** MARKER GRIFFON 13 ID -110  
**Construction:** Sandwich Compound Sidewall , Dynamic Release Technology  
**Rocker:** Rocker-Camber-Rocker  
**Core + Key materials:** Isocore, Poplar, Beech, Balsa, Pawlonia  
**Factory base bevel:** 0.9°  
**Factory side bevel:** 87.7°  
**Weight (flat):** 1760 g (size 164)



NEW

**SHEEVA 9**  
(FLAT)  
COD: 8A2272 00 001  
**Lengths (cm) / Radius (m):** 148/12.5, 157/13, 164/14, 172/15.5  
**Sidecut:** 124-92-114 mm (164)  
**Sug. binding:** MARKER SQUIRE 11 ID - 110  
**Construction:** Sandwich Compound Sidewall , Dynamic Release Technology  
**Rocker:** Rocker-Camber-Rocker  
**Core + Key materials:** Isocore, Poplar, Beech, Balsa, Pawlonia  
**Factory base bevel:** 0.9°  
**Factory side bevel:** 87.7°  
**Weight (flat):** 1790 g (size 164)

# FREERIDE TEAM EDITION



NEW

**RUSTLER TEAM**  
(FLAT)  
COD: 8A2264 00 001  
**Lengths (cm) / Radius (m):** 140/11.5, 148/12.5, 156/13, 164/14  
**Sidecut:** 118.5-90-108.5 mm (148)  
**Sug. binding:** MARKER SQUIRE 10 - 100  
**Construction:** Sandwich Compound Partial Sidewall , Dynamic Release Technology  
**Rocker:** Rocker-Camber-Rocker  
**Core + Key materials:** Poplar - Beech  
**Factory base bevel:** 0.9°  
**Factory side bevel:** 87.7°  
**Weight (flat):** 1230 g (size 148)




NEW

**SHEEVA TEAM**  
(FLAT)  
COD: 8A2273 00 001  
**Lengths (cm) / Radius (m):** 140/11.5, 148/12.5, 156/13  
**Sidecut:** 118.5-90-108.5 mm (148)  
**Sug. binding:** MARKER SQUIRE 10 - 100  
**Construction:** Sandwich Compound Partial Sidewall , Dynamic Release Technology  
**Rocker:** Rocker-Camber-Rocker  
**Core + Key materials:** Poplar - Beech  
**Factory base bevel:** 0.9°  
**Factory side bevel:** 87.7°  
**Weight (flat):** 1230 g (size 148)



# FREERIDE/BACK COUNTRY



## FREERIDE BACK COUNTRY



**HUSTLE 11**  
(FLAT)  
COD: 8A2265 00 001

**Lengths (cm) / Radius (m):** 164/16, 172/17.5, 180/19, 188/21, 192/23

**Sidecut:** 142-114-132 mm (188)

**Sug. binding:** MARKER ALPINIST 12, MARKER KING PIN 13

**Sug. skins:** Skin Backcountry 11 - KOHLA

**Construction:** Sandwich Compound Sidewall, Trueblend Free, Carbon Dynamic Release Technology

**Rocker:** Rocker-Camber-Rocker

**Core + Key materials:** Trueblend Free, Poplar, Beech, Pawlonia

**Factory base bevel:** 1.3°

**Factory side bevel:** 87.7°

**Weight (flat):** 1950 g (size 188)

**HUSTLE 10**  
(FLAT)  
COD: 8A2266 00 001

**Lengths (cm) / Radius (m):** 156/13, 164/14.5, 172/16, 180/17.5, 188/19

**Sidecut:** 133-102-122.5 mm (180)

**Sug. binding:** MARKER ALPINIST 12, MARKER KING PIN 13

**Sug. skins:** Skin Backcountry 10 - KOHLA

**Construction:** Sandwich Compound Sidewall, Trueblend Free, Carbon Dynamic Release Technology

**Rocker:** Rocker-Camber-Rocker

**Core + Key materials:** Trueblend Free, Poplar, Beech, Pawlonia

**Factory base bevel:** 0.9°

**Factory side bevel:** 87.7°

**Weight (flat):** 1800 g (size 180)

**HUSTLE 9**  
(FLAT)  
COD: 8A2267 00 001

**Lengths (cm) / Radius (m):** 157/13, 164/14, 172/15.5, 180/17, 188/18.5

**Sidecut:** 127.5-94-117 mm (180)

**Sug. binding:** MARKER ALPINIST 12, MARKER KING PIN 13

**Sug. skins:** Skin Backcountry 9 - KOHLA

**Construction:** Sandwich Compound Sidewall, Trueblend Free, Carbon Dynamic Release Technology

**Rocker:** Rocker-Camber-Rocker

**Core + Key materials:** Trueblend Free, Poplar, Beech, Pawlonia

**Factory base bevel:** 0.9°

**Factory side bevel:** 87.7°

**Weight (flat):** 1750 g (size 180)





•  
•  
•  
•

Aaron Durogati, two-time paragliding world champion, alpinist, expert skier, mountain explorer, the athlete who traced new lines on the Chaukhi Massif at the border between Russia and Georgia has now decided to face for the entire winter the mountains he knows from a very long time, the same mountains that protect and overlook his hometown: Merano.

**KNOWN BUT UNKNOWN MOUNTAINS, WAITING STILL FOR THE RIGHT MOMENT TO COME AND NOW, FACE TO FACE WITH A PANDEMIC, FORCED TO REMAIN INSIDE OUR HOMES AND TO TAKE A STEP BACK FOR THE GREATER GOOD, NOW IT IS THE PERFECT TIME FOR AARON TO TRACE ALONG THOSE MOUNTAINS, HIS MOUNTAINS, NEW UNIMAGINABLE PATHS.**



# MY WINTER HOME

**MERANO, ITALY, WINTER 2020.**

A BASECAMP STEEPED INTO THE BEATING HEART OF THE ALPS FROM DECEMBER TO APRIL; ALONE, AWAY FROM EVERYTHING, FROM THE EVERYDAY LIFE, FROM THE CITY, FROM THE KNOWN.



images by Digital Lighthouse / Daniele Molineris



- 
- 
- 
- 

Aaron will dive himself in a surreal scenario along a mountain range of endless contrasts, from the mild climate of Merano to the sharp winds of the highest peaks, absorbed into an infinite field of snow.



**UNPREDICTABLE WEATHER, EXTREME CONDITIONS TO WHICH HE'LL HAVE TO ADAPT DAILY USING EVERY POSSIBLE TECHNIQUE, FROM ALPINE SKIING TO SPEED RIDING AND FINALLY PARAGLIDING.**

My winter home - documentary film directed by Luca Curto and produced by Digital Lighthouse in association with Blizzard Tecnica and with the participation of Salewa - is a mix of action, passion and cinematography that tells a sporting story lasting an entire winter made of frenetic ski lines, breathtaking flights and life in a tent wrapped into the disarming peace of the snowy Alps.



SCAN THE QR CODE TO WATCH THE VIDEO

## BACK COUNTRY TOURING



**ZERO G LT 080**  
(FLAT)  
COD: 8A2284 00 001

**Lengths (cm) / Radius (m):** 150/17, 157/17.5, 164/19, 171/21.5, 178/22

**Sidecut:** 115-85-99 mm (171)

**Sug. binding:** MARKER ALPINIST 12

**Sug. skins:** Skin Zero G 80 S (150-164), L (171-178)

**Construction:** Sandwich Compound Partial Sidewall (Carbon), Trueblend Tour, Carbon Drive Light Touring Technology with carbon reinforcements

**Rocker:** Rocker-Camber-Rocker

**Core + Key materials:** Trueblend Tour, Pawlonia - Beech

**Factory base bevel:** 0.9°

**Factory side bevel:** 87.7°

**Weight (flat):** 980 g (size 171)



**ZERO G LT 080 W**  
(FLAT)  
COD: 8A2269 00 001

**Lengths (cm) / Radius (m):** 150/17, 157/17.5, 164/19, 171/21.5, 178/22

**Sidecut:** 115-85-99 mm (171)

**Sug. binding:** MARKER ALPINIST 10

**Sug. skins:** Skin Zero G 80 S (150-164), L (171-178)

**Construction:** Sandwich Compound Partial Sidewall (Carbon), Trueblend Tour, Carbon Drive Light Touring Technology with carbon reinforcements

**Rocker:** Rocker-Camber-Rocker

**Core + Key materials:** Trueblend Tour, Pawlonia - Beech

**Factory base bevel:** 0.9°

**Factory side bevel:** 87.7°

**Weight (flat):** 950 g (size 164)



# BACK COUNTRY TOURING



**ZERO G 105**  
(FLAT)  
COD: 8A2268 00 001

**Lengths (cm) / Radius (m):** 164/18, 172/20, 180/23, 188/24

**Sidecut:** 133-105-120 mm (180)

**Sug. binding:** MARKER ALPINIST 12

**Sug. skins:** Skin Zero G 105 S (164-172), L (178-185); Skin Zero G 105 - KOHLA

**Construction:** Sandwich Compound Partial Sidewall (Carbon), Carbon Drive Technology 3.0 with carbon reinforcements

**Rocker:** Rocker-Camber-Rocker

**Core + Key materials:** Isocore, Poplar, Beech

**Factory base bevel:** 0.9°

**Factory side bevel:** 87.7°

**Weight (flat):** 1540 g (size 180)



**ZERO G 095**  
(FLAT)  
COD: 8A2280 00 001

**Lengths (cm) / Radius (m):** 157/19, 164/19.5, 171/22, 178/22, 185/24

**Sidecut:** 127-94-111 mm (178)

**Sug. binding:** MARKER ALPINIST 12

**Sug. skins:** Skin Zero G 95 S (157-171), L (178-185); Skin Zero G 95 - KOHLA

**Construction:** Sandwich Compound Partial Sidewall (Carbon), Carbon Drive Technology 3.0 with carbon reinforcements

**Rocker:** Rocker-Camber-Rocker

**Core + Key materials:** Pawlonia

**Factory base bevel:** 0.9°

**Factory side bevel:** 87.7°

**Weight (flat):** 1260 g (size 178)



W2  
WOMEN 2 WOMEN



**ZERO G 095 W**  
(FLAT)  
COD: 8A2281 00 001

**Lengths (cm) / Radius (m):** 157/19, 164/19.5, 171/22, 178/22, 185/24

**Sidecut:** 127-94-111 mm (178)

**Sug. binding:** MARKER ALPINIST 10

**Sug. skins:** Skin Zero G 95 S (157-171), L (178-185); Skin Zero G 95 - KOHLA

**Construction:** Sandwich Compound Partial Sidewall (Carbon), Carbon Drive Technology 3.0 with carbon reinforcements

**Rocker:** Rocker-Camber-Rocker

**Core + Key materials:** Pawlonia

**Factory base bevel:** 0.9°

**Factory side bevel:** 87.7°

**Weight (flat):** 1260 g (size 178)



**ZERO G 085**  
(FLAT)  
Cod: 8A2282 00 001

**Lengths (cm) / Radius (m):** 150/17, 157/17.5, 164/19, 171/21.5, 178/22

**Sidecut:** 115-85-99 mm (171)

**Sug. binding:** MARKER ALPINIST 10

**Sug. skins:** Skin Zero G 85 S (150-164), L (171-178); Skin Zero G 85 - KOHLA

**Construction:** Sandwich Compound Partial Sidewall (Carbon), Carbon Drive Technology 3.0 with carbon reinforcements

**Rocker:** Rocker-Camber-Rocker

**Core + Key materials:** Pawlonia

**Factory base bevel:** 0.9°

**Factory side bevel:** 87.7°

**Weight (flat):** 1110 g (size 171)



W2  
WOMEN 2 WOMEN



**ZERO G 085 W**  
(FLAT)  
COD: 8A2283 00 001

**Lengths (cm) / Radius (m):** 150/17, 157/17.5, 164/19, 171/21.5, 178/22

**Sidecut:** 115-85-99 mm (171)

**Sug. binding:** MARKER ALPINIST 8

**Sug. skins:** Skin Zero G 85 S (150-164), L (171-178); Skin Zero G 85 - KOHLA

**Construction:** Sandwich Compound Partial Sidewall (Carbon), Carbon Drive Technology 3.0 with carbon reinforcements

**Rocker:** Rocker-Camber-Rocker

**Core + Key materials:** Pawlonia

**Factory base bevel:** 0.9°

**Factory side bevel:** 87.7°

**Weight (flat):** 1110 g (size 171)



**ZERO G RACE**  
(FLAT)  
COD: 8A1088 00 001

**Lengths (cm) / Radius (m):** 161/24

**Sidecut:** 98-65-78 mm (161)

**Construction:** Sandwich Compound Partial Sidewall Carbon Construction, Carbon Drive

**Rocker:** Rocker-Camber-Rocker

**Core + Key materials:** Pawlonia, Isocore

**Factory base bevel:** 0.9°

**Factory side bevel:** 87.7°

**Weight (flat):** 720 g (size 161)



## BACK COUNTRY TOURING



**ZERO G 094  
APPROACH (FLAT)**  
COD: 8A1052 00 002

**Lengths (cm) / Radius (m):** 157/15,  
164/16, 171/18, 178/20, 185/21

**Sidecut:** 127-94-111 mm (178)

**Sug. binding:** MARKER ALPINIST  
10, MARKER ALPINIST 8

**Sug. skins:** Skin Zero G 094 Approach

**Construction:** Sandwich Compound  
Partial Sidewall (Carbon)

**Rocker:** Rocker-Camber-Rocker

**Core + Key materials:** Pawlonia

**Factory base level:** 0.9°

**Factory side level:** 87.7°

**Weight (flat):** 1380 g (size 178)



**ZERO G 084 APPROACH +  
ALPINIST DEMO 10-90MM**  
COD: 8A1054 TA 001

**Lengths (cm) / Radius (m):** 150/15,  
157/16, 164/18, 171/19, 178/20,  
185/22

**Sidecut:** 115-84-99 mm (171)

**Sug. binding:** ALPINIST 10 DEMO  
90mm

**Sug. skins:** Skin Zero G 084 Approach

**Din:** 3-10

**Construction:** Sandwich Compound  
Partial Sidewall (Carbon)

**Rocker:** Rocker-Camber-Rocker

**Core + Key materials:** Pawlonia

**Factory base level:** 0.9°

**Factory side level:** 87.7°

**Weight (flat):** 1240 g (size 171)



**ZERO G 084  
APPROACH (FLAT)**  
COD: 8A1053 00 001

**Lengths (cm) / Radius (m):** 150/15,  
157/16, 164/18, 171/19, 178/20,  
185/22

**Sidecut:** 115-84-99 mm (171)

**Sug. binding:** MARKER ALPINIST  
12, MARKER KING PIN 13

**Sug. skins:** Skin Zero G 084 Approach

**Construction:** Sandwich Compound  
Partial Sidewall (Carbon)


**Rocker:** Rocker-Camber-Rocker

**Core + Key materials:** Pawlonia

**Factory base level:** 0.9°

**Factory side level:** 87.7°

**Weight (flat):** 1240 g (size 171)





## JUNIOR

**FIREBIRD COMP. JR + FDT JR 7**

COD: 8A0016 ME 001

**Lengths (cm) / Radius (m):**  
100/7, 110/8, 120/9, 130/10, 140/11, 150/12**Sidecut:** 104-69-91(100) / 106-69-91(110) / 111-69-91(120) / 113-69-93(130) / 116-70-96(140) / 118-70-98 (150)**Plate:** FDT Junior Rental Plate S (100 - 120), L (130 - 150)**Binding:** FDT JR 7**DIN:** 2-7**FIREBIRD COMP. JR + FDT JR 4.5**

COD: 8A0017 MF 001

**Lengths (cm) / Radius (m):**  
100/7, 110/8, 120/9, 130/10, 140/11, 150/12**Sidecut:** 104-69-91(100) / 106-69-91(110) / 111-69-91(120) / 113-69-93(130) / 116-70-96(140) / 118-70-98 (150)**Plate:** FDT Junior Rental Plate S (100 - 120), L (130 - 150)**Binding:** FDT JR 4.5**DIN:** 0.5-4.5**Construction:** Sandwich Compound Partial Sidewall, Racing Construction**Rocker:** Full Camber**Core + Key materials:** Poplar - Beech**Factory base bevel:** 0.9°**Factory side bevel:** 87.7°**Weight (flat):** 980 g (size 140)**FIREBIRD RC JR + FDT JR 7**

COD: 8A0090 ME 001

**Lengths (cm) / Radius (m):**  
130/11, 140/12, 150/13, 160/14**Sidecut:** 113-70-99 mm (140)**Plate:** FDT Junior Rental Plate L**Binding:** FDT JR 7**DIN:** 2-7**Construction:** Composite Partial Sidewall**Rocker:** Full camber**Core + Key materials:** PU**Factory base bevel:** 0.9°**Factory side bevel:** 87.7°**FIREBIRD JR (70-90) + FDT JR 4.5**

COD: 8A1113 MF 001

**Lengths (cm) / Radius (m):**  
70/3, 80/4, 90/5**Sidecut:** 102-67-89 (70 - 90)**Plate:** FDT Junior Rental Plate S**Binding:** FDT JR 4.5**DIN:** 0.5-4.5**FIREBIRD JR (100-140) + FDT JR 4.5**

COD: 8A1114 MF 001

**Lengths (cm) / Radius (m):**  
100/6, 110/7, 120/8, 130/10, 140/12**Sidecut:** 104-67-93 mm (110)**Plate:** FDT Junior Rental Plate S (70 - 110), L (120 - 140)**Binding:** FDT JR 4.5**DIN:** 0.5-4.5**FIREBIRD JR L (110-140) + FDT JR 7**

COD: 8A1115 ME 001

**Lengths (cm) / Radius (m):**  
110/7, 120/8, 130/10, 140/12**Sidecut:** 106-67-95 mm (130)**Plate:** FDT Junior Rental Plate L (120 - 140)**Binding:** FDT JR 7**DIN:** 2-7**Construction:** Composite**Core + Key materials:** PU**Factory base bevel:** 0.9°**Factory side bevel:** 87.7°



## JUNIOR

**BRAHMA JR (70-90) + FDT JR 4.5**

COD: 8A0094 MF 001

**Lengths (cm) / Radius (m):** 70/3, 80/4, 90/5**Sidecut:** 102-67-89 mm (70-90)**Plate:** FDT Junior Rental Plate S**Binding:** FDT JR 4.5**DIN:** 0.5-4.5**BRAHMA JR (100-140) + FDT JR 4.5**

COD: 8A0095 MF 001

**Lengths (cm) / Radius (m):** 100/6, 110/7, 120/8, 130/10, 140/12**Sidecut:** 104-67-93 mm (110)**Plate:** FDT Junior Rental Plate S (70-110), L (120-140)**Binding:** FDT JR 4.5**DIN:** 0.5-4.5**BRAHMA JR L (110-140) + FDT JR 7**

COD: 8A0096 ME 001

**Lengths (cm) / Radius (m):** 110/7, 120/8, 130/10, 140/12**Sidecut:** 106-67-95 mm (130)**Plate:** FDT Junior Rental Plate S (110), L (120-140)**Binding:** FDT JR 7**DIN:** 2-7**Construction:** Composite**Core + Key materials:** PU**Factory base bevel:** 0.9°**Factory side bevel:** 87.7°**RUSTLER TWIN JR + FDT JR 7 WB**

COD: 8A0100 MG 001

**Lengths (cm) / Radius (m):** 108/8, 118/9, 128/11, 138/12, 148/14**Sidecut:** 99-72-90 mm (108), 105-74-96 mm (118-128), 109-76-99 mm (138-148)**Plate:** FDT JR Rental S (108-128), FDT JR Rental L (138-148)**Binding:** FDT JR 7 WB**DIN:** 2-7**RUSTLER TWIN JR + FDT JR 4.5 WB**

COD: 8A0101 MH 001

**Lengths (cm) / Radius (m):** 108/8, 118/9, 128/11, 138/12, 148/14**Sidecut:** 99-72-90 mm (108), 105-74-96 mm (118-128), 109-76-99 mm (138-148)**Plate:** FDT JR Rental S (108-128), FDT JR Rental L (138-148)**Binding:** FDT JR 4.5 WB**DIN:** 0.5-4.5**Construction:** Composite Partial Sidewall**Core + Key materials:** PU**Factory base bevel:** 0.9°**Factory side bevel:** 87.7°**SHEEVA TWIN JR + FDT JR 7 WB**

COD: 8A0102 MG 001

**Lengths (cm) / Radius (m):** 108/8, 118/9, 128/11, 138/12, 148/14**Sidecut:** 99-72-90 mm (108), 105-74-96 mm (118-128), 109-76-99 mm (138-148)**Plate:** FDT JR Rental S (108-128), FDT JR Rental L (138-148)**Binding:** FDT JR 7 WB**DIN:** 2-7**SHEEVA TWIN JR + FDT JR 4.5 WB**

COD: 8A0103 MH 001

**Lengths (cm) / Radius (m):** 108/8, 118/9, 128/11, 138/12, 148/14**Sidecut:** 99-72-90 mm (108), 105-74-96 mm (118-128), 109-76-99 mm (138-148)**Plate:** FDT JR Rental S (108-128), FDT JR Rental L (138-148)**Binding:** FDT JR 4.5 WB**DIN:** 0.5-4.5**Construction:** Composite Partial Sidewall**Core + Key materials:** PU**Factory base bevel:** 0.9°**Factory side bevel:** 87.7°W2  
WOMEN 2 WOMEN



# RENTAL



**FIREBIRD RC Ca + TPC10 DEMO**

COD: 8A2290 BG 001

**Lengths (cm) / Radius (m):** 148/11, 154/12, 160/13, 166/13.5, 172/14.5, 178/15.5

**Sidecut:** 121-71-104 mm (172)

**Plate:** FDT Rental Plate

**Binding:** TPC10 DEMO

**DIN:** 3-10

**Construction:** Sandwich Compound Sidewall (Ca),

**Rocker:** Full Camber

**Core + Key materials:** Poplar - Beech

**Factory base bevel:** 0.9°

**Factory side bevel:** 87.7°



**FIREBIRD Ti + TPC10 DEMO**

COD: 8A2289 BG 001

**Lengths (cm) / Radius (m):** 148/11, 154/12, 160/13, 166/13.5, 172/14.5, 178/15.5

**Sidecut:** 121-71-104 mm (172)

**Plate:** FDT Rental Plate

**Binding:** TPC10 DEMO

**DIN:** 3-10

**Construction:** Sandwich Compound Sidewall (Ti)

**Rocker:** Full Camber

**Core + Key materials:** Poplar - Beech

**Factory base bevel:** 0.9°

**Factory side bevel:** 87.7°



**FIREBIRD Ti + TPC10 DEMO**

COD: 8A2291 BG 001

**Lengths (cm) / Radius (m):** 148/11, 154/12, 160/13, 166/13.5, 172/14.5, 178/15.5

**Sidecut:** 121-71-104 mm (172)

**Plate:** FDT Rental Plate

**Binding:** TPC10 DEMO

**DIN:** 3-10

**Construction:** Sandwich Compound Partial Sidewall (Ti)

**Rocker:** Full Camber

**Core + Key materials:** Poplar - Beech

**Factory base bevel:** 0.9°

**Factory side bevel:** 87.7°



**BRAHMA 88 SP + TCX11 DEMO-90**

COD: 8A2286 II 001

**Lengths (cm) / Radius (m):** 147/11, 153/12, 159/13, 165/14, 171/15.5, 177/17, 183/19

**Sidecut:** 128-88-110 mm (177)

**Plate:** FDT Free Plate

**Binding:** TCX11 DEMO-90

**DIN:** 4-11

**Construction:** Sandwich Compound Sidewall

**Rocker:** Rocker-Camber-Rocker

**Core + Key materials:** Poplar - Beech

**Factory base bevel:** 0.9°

**Factory side bevel:** 87.7°



**BRAHMA 82 SP + TPC10 DEMO**

COD: 8A2285 BH 001

**Lengths (cm) / Radius (m):** 145/10.5, 152/11.5, 159/12.5, 166/13.5, 173/15, 180/16.5

**Sidecut:** 121-82-105 mm (180)

**Plate:** FDT Free Plate

**Binding:** TPC10 DEMO

**DIN:** 3-10

**Construction:** Sandwich Compound Sidewall

**Rocker:** Rocker-Camber-Rocker

**Core + Key materials:** Poplar - Beech

**Factory base bevel:** 0.9°

**Factory side bevel:** 87.7°



RENTAL

RENTAL  
WOMEN TO WOMEN



**WCR + TLT10 DEMO**  
 COD: 8A2312 DA 001  
**Lengths (cm) / Radius (m):** 139/10, 146/11, 153/12, 160/13, 167/14, 174/15  
**Sidecut:** 121-72-104 mm (167)  
**Plate:** FDT Rental Plate  
**Binding:** TLT10 DEMO  
**DIN:** 3-10  
**Construction:** Composite Partial Sidewall, Wood Insert, Rental-Tec Technology  
**Rocker:** 6 mm Rocker  
**Core + Key materials:** PU, Wood Insert  
**Factory base bevel:** 0.9°  
**Factory side bevel:** 87.7°



**WCR + TLT10 DEMO**  
 COD: 8A2313 DA 002  
**Lengths (cm) / Radius (m):** 139/10, 146/11, 153/12, 160/13, 167/14, 174/15  
**Sidecut:** 121-72-104 mm (167)  
**Plate:** FDT Rental Plate  
**Binding:** TLT10 DEMO  
**DIN:** 3-10  
**Construction:** Composite Partial Sidewall, Wood Insert, Rental-Tec Technology  
**Rocker:** 6 mm Rocker  
**Core + Key materials:** PU, Wood Insert  
**Factory base bevel:** 0.9°  
**Factory side bevel:** 87.7°



**XCR + TLT10 DEMO**  
 COD: 8A0117 DA 001  
**Lengths (cm) / Radius (m):** 139/10, 146/11, 153/12, 160/13, 167/14, 174/15  
**Sidecut:** 123-77-105 mm (167)  
**Plate:** FDT Rental Plate  
**Binding:** TLT10 DEMO  
**DIN:** 3-10  
**Construction:** Composite Partial Sidewall, Wood Insert, Rental-Tec Technology  
**Rocker:** 6 mm Rocker  
**Core + Key materials:** PU, Wood Insert  
**Factory base bevel:** 0.9°  
**Factory side bevel:** 87.7°



**BLACK PEARL 88 SP + TCX11 DEMO-90**  
 COD: 8A2288 II 001  
**Lengths (cm) / Radius (m):** 147/11, 153/12, 159/13, 165/14, 171/15, 177/16  
**Sidecut:** 128-88-110 mm (165)  
**Plate:** FDT Free Plate  
**Binding:** TCX11 DEMO-90  
**DIN:** 4-11  
**Construction:** Sandwich Compound Sidewall  
**Rocker:** Rocker-Camber-Rocker  
**Core + Key materials:** Trueblend All-Mountain, Poplar - Beech  
**Factory base bevel:** 0.9°  
**Factory side bevel:** 87.7°



**BLACK PEARL 82 SP + TPC10 DEMO**  
 COD: 8A2287 BH 001  
**Lengths (cm) / Radius (m):** 145/10.5, 152/11.5, 159/12.5, 166/13.5, 173/15  
**Sidecut:** 121-82-105 mm (166)  
**Plate:** FDT Free Plate  
**Binding:** TPC10 DEMO  
**DIN:** 3-10  
**Construction:** Sandwich Compound Sidewall  
**Rocker:** Rocker-Camber-Rocker  
**Core + Key materials:** Poplar - Beech  
**Factory base bevel:** 0.9°  
**Factory side bevel:** 87.7°



**ELEVATE 7.7 + TLT10 DEMO W**  
 COD: 8A9318 DG 001  
**Lengths (cm) / Radius (m):** 139/10, 146/11, 153/12, 160/13, 167/14  
**Sidecut:** 121-77-103 mm (160)  
**Plate:** FDT Rental Plate  
**Binding:** TLT10 DEMO W  
**DIN:** 3-10  
**Construction:** Composite Partial Sidewall, Wood Insert, Rental-Tec Technology  
**Rocker:** 6 mm Rocker  
**Core + Key materials:** PU, Wood Insert  
**Factory base bevel:** 0.9°  
**Factory side bevel:** 87.7°



**ELEVATE 7.2 + TLT10 DEMO W**  
 COD: 8A0121 DG 001  
**Lengths (cm) / Radius (m):** 139/10, 146/11, 153/12, 160/13, 167/14  
**Sidecut:** 119-72-102 mm (160)  
**Plate:** FDT Rental Plate  
**Binding:** TLT10 DEMO W  
**DIN:** 3-10  
**Construction:** Composite Partial Sidewall, Wood Insert, Rental-Tec Technology  
**Rocker:** 6 mm Rocker  
**Core + Key materials:** PU, Wood Insert  
**Factory base bevel:** 0.9°  
**Factory side bevel:** 87.7°

POWERED BY  **MARKER**

BLIZZARD

# ACCESSORIES



## BINDINGS



**RACE XCOMP 24**  
COD: 8C0080 00 001

**RACE XCOMP 18**  
COD: 8C0082 00 001

**RACE XCOMP 16**  
COD: 8C0084 00 001

**RACE XCOMP 12**  
COD: 8C0086 00 001



**RACE 10**  
COD: 8C8087 00 001

**RACE 8**  
COD: 8C8088 00 001

**RACE 10 TCX**  
COD: 8C8089 00 001



**MARKER JESTER 16 ID -110**  
COD: 8C0046 00 001



**MARKER BARON 13 L 305-365 -110 MM**  
COD: 8C0042 00 001

**MARKER BARON 13 S 265-325 -110 MM**  
COD: 8C0044 00 001



**MARKER GRIFFON 13 ID - 90**  
COD: 8C0049 00 001

**MARKER GRIFFON 13 ID - 110**  
COD: 8C0050 00 001

**MARKER GRIFFON 13 TCX DEMO - 90**  
COD: 8C0051 00 001

**MARKER GRIFFON 13 TCX DEMO - 110**  
COD: 8C0052 00 001



**MARKER SQUIRE 11 ID - 90**  
COD: 8C1054 00 001

**MARKER SQUIRE 11 ID - 110**  
COD: 8C1056 00 001

**MARKER SQUIRE 10 - 100 + SCREW KIT**  
COD: 8C1057 00 001

**MARKER SQUIRE 11 TCX DEMO - 90**  
COD: 8C1061 00 001

**MARKER SQUIRE 11 TCX DEMO - 110**  
COD: 8C1059 00 001



**DUKE PT 16; 125 MM**  
COD: 8C0040 00 001

**DUKE PT 16; 100 MM**  
COD: 8C0045 00 001

**DUKE PT 12; 125 MM**  
COD: 8C0041 00 001

**DUKE PT 12; 100 MM**  
COD: 8C0043 00 001



# BINDINGS

POWERED BY  **MARKER**



**MARKER KING PIN 10 - 100 MM**  
COD: 8C2161 00 001

**MARKER KING PIN 10 DEMO - 100 MM**  
COD: 8C2163 00 001



**MARKER KING PIN 13 - 100 MM**  
COD: 8C2164 00 001

**MARKER KING PIN 13 - 125 MM**  
COD: 8C2165 00 001

**MARKER KING PIN 13 DEMO - 125 MM**  
COD: 8C2162 00 001



**MARKER KING PIN M-WERKS 12 - 100 MM**  
COD: 8C2166 00 001

**MARKER KING PIN M-WERKS 12 - 125 MM**  
COD: 8C2167 00 001



**RACE XCELL HEEL DEMO PLATE**  
COD: 8B2015 00 001



**ALU PRO PLATE**  
COD: 8B2026 00 001



**WORLD CUP PC SPEED PLATE**  
COD: 8B2027 00 001



**JUNIOR RACE INTERFACE PIVOT; BULK**  
COD: 8B2030 00 001

**WORLD CUP PC INTERFACE GS SL; BULK**  
COD: 8B2028 00 001

**WORLD CUP PC INTERFACE GS SL 14 MM; BULK**  
COD: 8B2029 00 001

**JUNIOR RACE INTERFACE SHORT; BULK**  
COD: 8B2031 00 001



**MARKER ALPINIST 12 (W/O BRAKE)**  
COD: 8C2150 00 01

**MARKER ALPINIST 12; 90 MM**  
COD: 8C2151 00 01

**MARKER ALPINIST 10 (W/O BRAKE)**  
COD: 8C2152 00 01

**MARKER ALPINIST 10; 90 MM**  
COD: 8C2153 00 01



**MARKER ALPINIST 8 (W/O BRAKE)**  
COD: 8C2154 00 01

**MARKER ALPINIST 8; 90 MM**  
COD: 8C2155 00 01

**MARKER ALPINIST 12 LONG TRAVEL (W/O BRAKE)**  
COD: 8C2156 00 11

**MARKER ALPINIST 10 LONG TRAVEL (W/O BRAKE)**  
COD: 8C2157 00 01



**MARKER ALPINIST DEMO 10; 105 MM**  
COD: 8C2158 00 01

**MARKER ALPINIST DEMO 10; 90 MM**  
COD: 8C2159 00 01

**MARKER ALPINIST DEMO 8; 90 MM**  
COD: 8C2160 00 01



**DIN ADAPTER AT BOOT (2 PCS)**  
COD: 8B2007 00 001



**CRAMPON ALPINIST KINGPIN 90 MM**  
COD: 8B2010 00 001

**CRAMPON ALPINIST KING PIN 105 MM**  
COD: 8B2011 00 001

**CRAMPON ALPINIST KING PIN 125 MM**  
COD: 8B2012 00 001

**CRAMPON DUKE PT 105 MM**  
COD: 8B2013 00 001

**CRAMPON DUKE PT 125 MM**  
COD: 8B2014 00 001

**TOURING LEASH PINTECH**  
COD: 8B2009 00 00

## BRAKES

**MARKER ALPINIST BRAKE; 90 MM**  
COD: 8B2001 00 001

**MARKER ALPINIST BRAKE; 105 MM**  
COD: 8B2002 00 001

**MARKER ALPINIST BRAKE; 115 MM**  
COD: 8B2003 00 001

**MARKER ALPINIST LONG TRAVEL BRAKE; 90 MM**  
COD: 8B2004 00 001

**MARKER ALPINIST LONG TRAVEL BRAKE; 105 MM**  
COD: 8B2005 00 001

**BRAKE ROYAL 136 MM**  
COD: 8B2006 00 001

**BRAKE ROYAL, TOUR 110 MM**  
COD: 839249 00 001

**BRAKE UNIVERSAL, ROYAL, TOUR 90 MM**  
COD: 839250 00 001

**BRAKE KINGPIN 75-100 MM**  
COD: 8B0004 00 001

**BRAKE KINGPIN 100-125 MM**  
COD: 8B0005 00 001

**AFD PLATFORM KINGPIN**  
COD: 8B2008 00 001

## MOUNTING TOOLS

**MOUNTING TOOL DUKE PT**  
COD: 8B2018 00 001

**MOUNTING TOOL KINGPIN, KINGPIN DEMO, ALPINIST**  
COD: 8B2019 00 001

**MOUNTING TOOL UNIVERSAL**  
COD: 8B2021 00 001

**MOUNTING TOOL KINGPIN DEMO, ALPINIST DEMO**  
COD: 8B2020 00 001

**MOUNTING TOOL DUKE EPF**  
COD: 8B2022 00 001

**MOUNTING TOOL DUKE/BARON/TOUR S&L**  
COD: 8B2023 00 001

**MOUNTING TOOL JESTER DEMO/XCELL DEMO/FDT**  
COD: 8B2024 00 001

**INSTAL. TOOL WC PLATE, JUNIOR RACE INTERFACE 2; 61-117 MM**  
COD: 8B2025 00 001

## HUSTLE SKINS



**SKIN BACKCOUNTRY 11 - KOHLA**  
COD: 8B2113 00 001

**SKIN BACKCOUNTRY 10 - KOHLA**  
COD: 8B2114 00 001

**SKIN BACKCOUNTRY 9 - KOHLA**  
COD: 8B2115 00 001



**SKIN ZERO G 084 APPROACH (150-157)**  
COD: 8B1010 00 001

**SKIN ZERO G 084 APPROACH (164-172)**  
COD: 8B1011 00 001

**SKIN ZERO G 084 APPROACH (178-185)**  
COD: 8B1012 00 001

**SKIN ZERO G 084 APPROACH (157-164-172)**  
COD: 8B1013 00 001

**SKIN ZERO G 084 APPROACH (178-185)**  
COD: 8B1014 00 001

**SKIN ZERO G 084 APPROACH (178-185)**  
COD: 8B1014 00 001

## ZERO G SKINS



**SKIN ZERO G 80 S (150-164)**  
COD: 8B2102 00 001

**SKIN ZERO G 80 L (171-178)**  
COD: 8B2101 00 001

**SKIN ZERO G 85 S (150-164)**  
COD: 8B9012 00 001

**SKIN ZERO G 85 L (171-178)**  
COD: 8B9010 00 001

**SKIN ZERO G 95 S (157-171)**  
COD: 8B1016 00 001

**SKIN ZERO G 95 L (178-185)**  
COD: 8B9014 00 001

**SKIN ZERO G 105 S (164-172)**  
COD: 8B0018 00 001



**SKIN ZERO G 105 L (180-188)**  
COD: 8B0020 00 001

**SKIN UP TILL 125 MM**  
COD: 8B0022 00 001

**SKIN ZERO G 85 - KOHLA**  
COD: 8B2112 00 001

**SKIN ZERO G 95 - KOHLA**  
COD: 8B2111 00 001

**SKIN ZERO G 105 - KOHLA**  
COD: 8B2110 00 001

**POP**

**ALU FRAMES**

THE ALU FRAME COMES WITHOUT ANY GRAPHIC. PLEASE ORDER THE DEDICATED GRAPHIC IN ADDITION TO THIS ITEM.

- 80 X 200 COD: 451584 00 001
- 100 X 200 COD: 451585 00 001
- 150 X 200 COD: 451586 00 001



**BLIZZARD COMPETENCE CENTER PLATE**  
COD: 451377 02 305



**BLIZZARD CARPET**  
50 CM X 80 CM  
COD: 451377 02 305



**HUSTLE GRAPHICS**

- 80 X 200 COD: 451599 00 001
- 100 X 200 COD: 451599 01 001
- 150 X 200 COD: 451599 02 001



**ZERO G LT GRAPHICS**

- 80 X 200 COD: 451600 00 001
- 100 X 200 COD: 451600 01 001
- 150 X 200 COD: 451600 02 001




**THUNDERBIRD GRAPHICS**

- 80 X 200 COD: 451596 00 001
- 100 X 200 COD: 451596 01 001
- 150 X 200 COD: 451596 02 001



**BLIZZARD INDOOR FLAG**  
2,2 M  
COD: 451340 01 N97



**BLIZZARD SNOW FLAG**  
5 M  
COD: 451342 01 N97



**BLIZZARD SKI HOLDER**

THE SKI HOLDER HAS ADJUSTABLE PINS IN ORDER TO BE USED ALSO WITH FREERIDE/ALL MOUNTAIN SKIS.

COD: 451510 01 001



**BLIZZARD ON-PISTE DEMO TOOL**

COD: 8A1038 00 001

**BLIZZARD ALL MOUNTAIN DEMO TOOL**

COD: 8A0152 00 001